

Series 125P Pressure Switch/Tamper Proof

Designed for high pressure pneumatic or low impulse hydraulic applications requiring a narrow deadband and tamper-proof set point. Has diaphragm sensor with efficient Nega-Rate® Belleville disc spring for excellent accuracy and repeatability.

Operating Pressure Data

Series	Fixed Set Point Range		Maximum Recommended System Pressure	Proof Pressure
	Increasing	Decreasing		
125P	40 to 3050	20 to 2800	5000	7500

All values given in psig.

Standard Specifications

Electrical

Snap action electrical switch assemblies, Part Numbers 057-0770 & 057-0772 (Form C) and 057-0771 & 057-0773 (Form CC), are listed by Underwriters' Laboratories, Inc., CSA International and NCC (INMETRO). See the miscellaneous option N for additional listings.

Deadband (Differential)

The deadband can be selected anywhere from 20 psig (1.38 bar) or 8% (whichever is greater) to 45% of the set point

Electrical Connection

1/2 NPT male conduit connection with PVC insulated 18 AWG, 18" long leads

Pressure Connection

1/4 NPT Female

Temperature Range*

Ambient: -40°F to +180°F
(-40°C to +82°C)

Media: -40°F to +300°F
(-40°C to +149°C)

*Temperature limits change with O-Ring selection. See Electrical Assembly specification sheet for Temperature Class Ratings.

Shipping Weight

Approximately 1 pound



Order Miscellaneous Option "D"



Explosion Proof
Hermetically Sealed
(NEMA 4X, 7, 9 and 13)

Ordering Sequence — Select desired option for each category

OPTIONS

125P between 20 psig dec. and 3050 psig inc. (1.4 bar dec. and 210 bar inc.)

Wetted Material

- 1** Aluminum port, Teflon coated polyimide diaphragm and Buna-N O-Ring
- 4** 316 Stainless steel port, Teflon coated polyimide diaphragm and Buna-N O-Ring

Electrical Form

- C** 11 amp, 1/4 hp at 125 or 250 VAC; 5 amp resistive, 3 amp inductive at 28 VDC; .5 amp resistive at 125 VDC
- CC** 11 amp, 1/4 hp at 125 or 250 VAC; 5 amp resistive, 3 amp inductive at 28 VDC; .5 amp resistive at 125 VDC

Enclosure

- 6** Includes an explosion proof, hermetically-sealed electrical assembly. EX d IIC. Division 1 and 2, Class I, Groups A, B, C, and D; Class II, Groups E, F, and G. NEMA 4X, 7, and 9; IP66. Leads are factory sealed and Pressure Switches are Dual Seal Certified.

Miscellaneous

- A** Epoxy paint exterior — extra protection for severe environments
- B** Viton O-Ring
- C** EPR O-Ring
- D** SIL approval and marking, per IEC61508 (includes FMEA report)
- I** 3/4 NPT conduit box with terminal strip (Groups C & D only, not available with N option)
- M** Gold electrical contacts for extremely low current applications
- N** ATEX and IECEx with CE Mark
- R** 72" Electrical free leads
- U** M20 x 1.5 Electrical Conduit Adapter
- W** Stainless steel screws

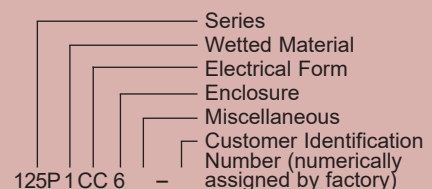
Special (Consult representative or factory)

- 7/16" - 20 SAE Female Port
- Electrical connection per MS33678-10SL-3P
- Non-catalog set point, deadband and/or proof pressure
- Media temperature capability from -65°F to +350°F

Ordering Procedure

- Specify set point, increasing or decreasing
- Specify deadband if pertinent
- Specify media
- Insert available option number or letter designation as required

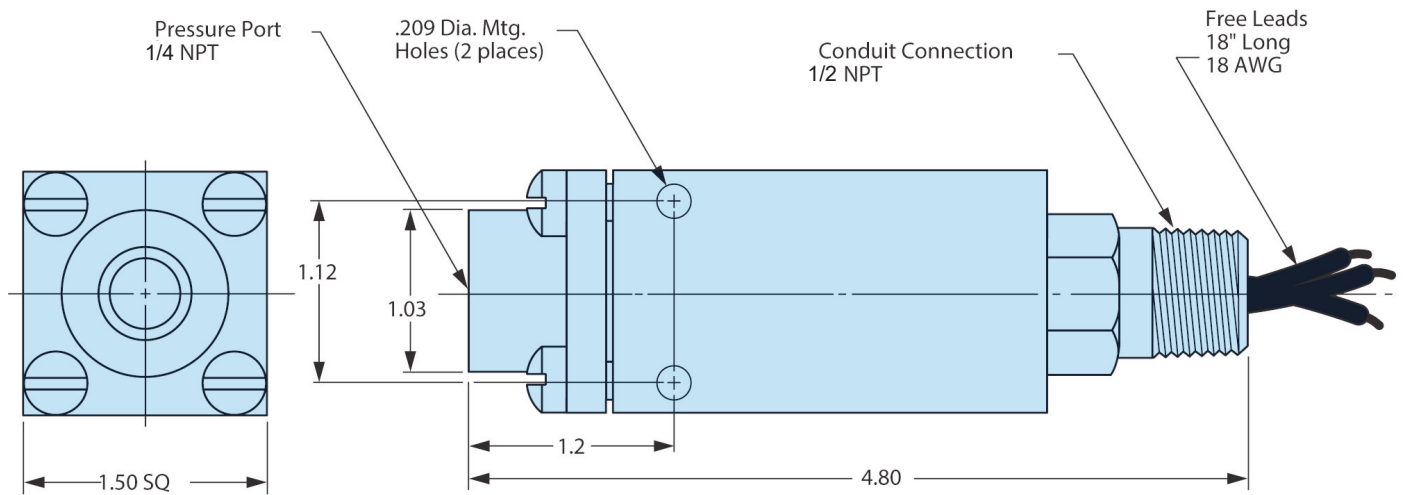
Example



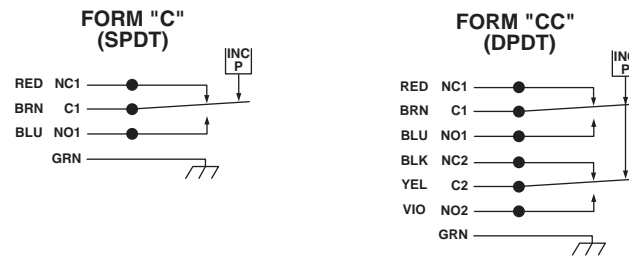
Series 125P Pressure Switch/Tamper Proof

Factory Set/Tamper Proof
20 to 3050 psig

Envelope Dimensions



Electrical Form



Basic Principles of Design

