

Series 125P Pressure Switch/Tamper Proof

Designed for high pressure pneumatic or low impulse hydraulic applications requiring a narrow deadband. Has diaphragm sensor with efficient Nega-Rate® Belleville disc spring for excellent accuracy and repeatability.

Operating Pressure Data

Series	Fixed Set Point Range		Maximum Recommended System Pressure	Proof Pressure
	Increasing	Decreasing		
125P	40 to 3050	20 to 2800	5000	7500

All values given in psig.

Standard Specifications

Deadband (Differential)

The deadband can be selected anywhere from 20 psig (1.38 bar) or 8% (whichever is greater) to 45% of the set point

Electrical

Snap action electrical switch recognized by Underwriters' Laboratories, Inc. and CSA International

Electrical Connection

1/2 NPT male conduit connection with PVC insulated 18 AWG leads 18" long

Pressure Connection

1/4 NPT Female

Temperature Range*

Ambient: -40°F to +180°F
(-40°C to +82°C)

Media: -40°F to +300°F
(-40°C to +149°C)

*Temperature limits change with O-Ring selection

Shipping Weight

Approximately 10 ounces



Order Miscellaneous Option "D"



Weather Proof (NEMA 4 and 13)

Ordering Sequence — Select desired option for each category

OPTIONS

Set Points

125P between 20 psig dec. and 3050 psig inc. (1.4 bar dec. and 210 bar inc.)

Wetted Material

- 1** Aluminum port, Teflon coated polyimide diaphragm and Buna-N O-Ring
- 4** 316 Stainless steel port, Teflon coated polyimide diaphragm and Buna-N O-Ring

Electrical Form

- C** 11 amp, 1/4 hp at 125 or 250 VAC; 5 amp resistive, 3 amp inductive at 28 VDC; 5 amp resistive at 125 VDC
- CC** 11 amp, 1/4 hp at 125 or 250 VAC; 5 amp resistive, 3 amp inductive at 28 VDC; 5 amp resistive at 125 VDC

Enclosure

- 3** Meets or exceeds the requirements of NEMA Type 3, 3R, 3S, 4, 4X and 13, IP65

Miscellaneous

- A** Epoxy paint exterior — extra protection for severe environments
- B** Viton O-Ring
- C** EPR O-Ring
- D** SIL approval and marking, per IEC61508 (includes FMEA report)
- M** Gold electrical contacts for extremely low current applications
- R** 72" Electrical free leads
- U** M20 x 1.5 Electrical Conduit Adapter
- W** Stainless steel screws — exterior
- X** CSA approved and CE Mark

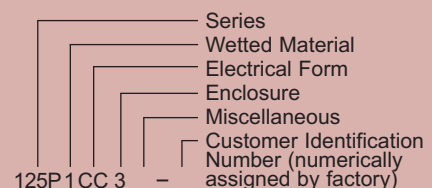
Special (Consult representative or factory)

- Pressure port per SAE AS4355E04
- Non-catalog set point, deadband and/or proof pressure
- Media temperature capability from -65°F to +350°F

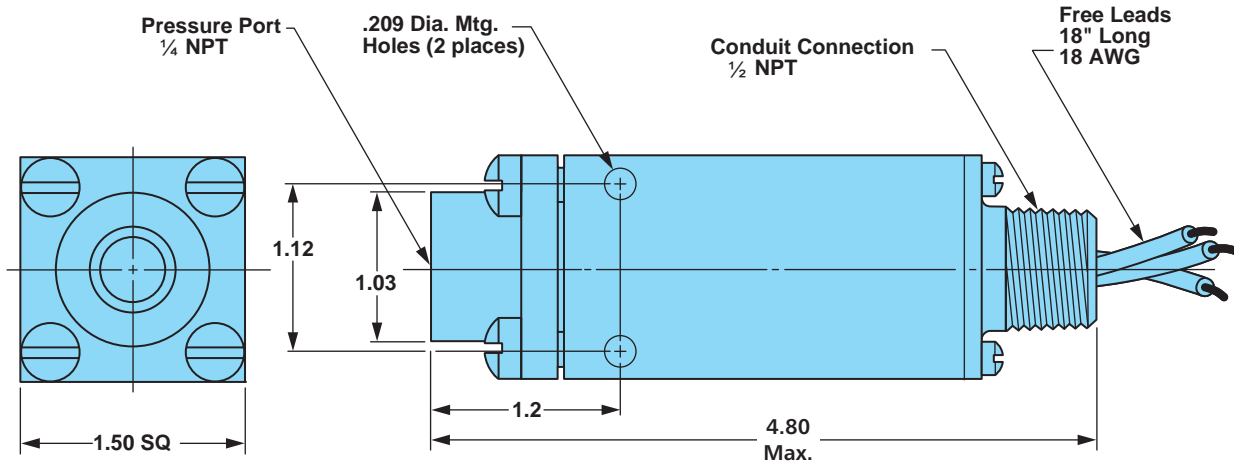
Ordering Procedure

- Specify set point, increasing or decreasing
- Specify deadband if pertinent
- Specify media
- Insert available option number or letter as required

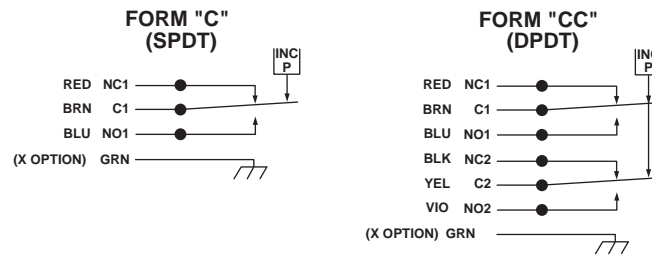
Example



Envelope Dimensions



Electrical Form



Basic Principles of Design

