

## Series 132TC Temperature Switch/Internal Adjustment

Compact, adjustable temperature switch featuring the efficient Nega-Rate® Belleville disc spring for set point stability and vibration resistance. Available with all stainless steel exterior and interior construction together with a hermetically sealed, explosion-proof electrical assembly. Ideally suited for applications involving hazardous and corrosive medias or environments. Comes with capillary for remote mount up to 25 feet.

### Operating Temperature Data

Adjustable Range	Adjustable Set Point Range		Deadband† (approx) Bottom/Top		Proof Temperature	
	Increasing °F	Decreasing °F	°F	°C	°F	°C
B	-50 to +30	-69 to +26	19/4	11 / 2	250	121
D	+30 to +125	+7 to +121	23/4	13 / 2	300	149
F	+95 to +200	+70 to +196	25/4	14 / 2	400	204
H	+115 to +230	+89 to +224	26/6	14 / 3	400	204
J	+175 to +300	+146 to +294	29/6	16 / 3	500	260
L	+260 to +360	+236 to +356	24/4	13 / 2	500	260
N	+290 to +395	+263 to +391	27/4	15 / 2	500	260
P	+365 to +480	+338 to +476	27/4	15 / 2	600*	315
R	+485 to +655	+445 to +646	40/9	22 / 5	750*	399

†Deadband decreases as the adjustable set point is increased. For narrow deadband select set point in upper half of adjustable range.

\*Thermowell required for temperatures above 500°F.

### Standard Specifications

#### Electrical

Snap action electrical switch assemblies, Part Numbers 057-0770 & 057-0772 (Form C) and 057-0771 & 057-0773 (Form CC), are listed by Underwriters' Laboratories, Inc., CSA International and NCC (INMETRO). See the miscellaneous option N for additional listings.

#### Electrical Connection

1/2 NPT male conduit connection with PVC insulated 18 AWG, 18" long leads

#### Process Connection

1/2 NPT Male  
Remote mount  
Stainless steel 6' capillary with armor jacket, 10" minimum bendable tubing and 1/2" adjustable gland nut. Optional capillary lengths available.

#### System Pressure

1500 psig maximum

#### Proof Pressure

2250 psig

#### Adjustment

Internal, slotted adjustment nut with range scale

#### Temperature Range

Ambient: -40°F to +180°F  
(-40°C to +82°C)


See Electrical Assembly specification sheet for Temperature Class Ratings.

#### Shipping Weight

Approximately 3.5 pounds



Order Miscellaneous Option "D"



Explosion Proof  
Hermetically Sealed  
(NEMA 4X, 7, 9 and 13)

### Ordering Sequence — Select desired option for each category

#### OPTIONS

##### Wetted Material

**5** 300 stainless steel, graphite filled non-asbestos packing

##### Adjustable Range

**B** -69°F dec. to +30°F inc. (-56°C dec. to -1°C inc.)  
**D** +7°F dec. to +125°F inc. (-14°C dec. to 52°C inc.)  
**F** +70°F dec. to +200°F inc. (21°C dec. to 93°C inc.)  
**H** +89°F dec. to +230°F inc. (23°C dec. to 110°C inc.)  
**J** +146°F dec. to +300°F inc. (63°C dec. to 149°C inc.)  
**L** +236°F dec. to +360°F inc. (113°C dec. to 182°C inc.)  
**N** +263°F dec. to +395°F inc. (128°C dec. to 202°C inc.)  
**P** +338°F dec. to +480°F inc. (170°C dec. to 249°C inc.)  
**R** +445°F dec. to +655°F inc. (229°C dec. to 346°C inc.)

##### Electrical Form

**C** 11 amp, 1/4 hp at 125 or 250 VAC; 5 amp resistive, 3 amp inductive at 28 VDC;  
 .5 amp resistive at 125 VDC  
**CC** 11 amp, 1/4 hp at 125 or 250 VAC; 5 amp resistive, 3 amp inductive at 28 VDC;  
 .5 amp resistive at 125 VDC

##### Enclosure

**6** Includes an explosion proof, hermetically-sealed electrical assembly. EX d IIC.  
 Division 1 and 2, Class I, Groups A, B, C, and D; Class II, Groups E, F, and G.  
 NEMA 4X, 7, and 9; IP66. Leads are factory sealed and Pressure Switches are Dual Seal Certified.

##### Miscellaneous

**A** Epoxy paint exterior — extra protection for severe environments  
**D** SIL 3 approval and marking, per IEC61508 (includes FMEA report)  
**H** 316 stainless steel body  
**I** 3/4 NPT conduit box with terminal strip (Groups C & D only, not available with N option)  
**J** Annealed stainless steel port screws for H<sub>2</sub>S environments  
**M** Gold electrical contacts for extremely low current applications  
**N** ATEX and IECEx with CE Mark  
**R** 72" Electrical free leads  
**U** M20 x 1.5 Electrical Conduit Adapter

##### Optional Capillary Lengths

10', 15', 20' and 25' lengths available  
 (insert appropriate number at end of model number — see Example)

##### Special (Consult representative or factory)

- Thermowells
- Non-catalog adjustable range and/or set point and deadband

### Ordering Procedure

- When factory presetting is desired, stipulate set point, increasing or decreasing
- Insert available option number or letter designation as required

### Example

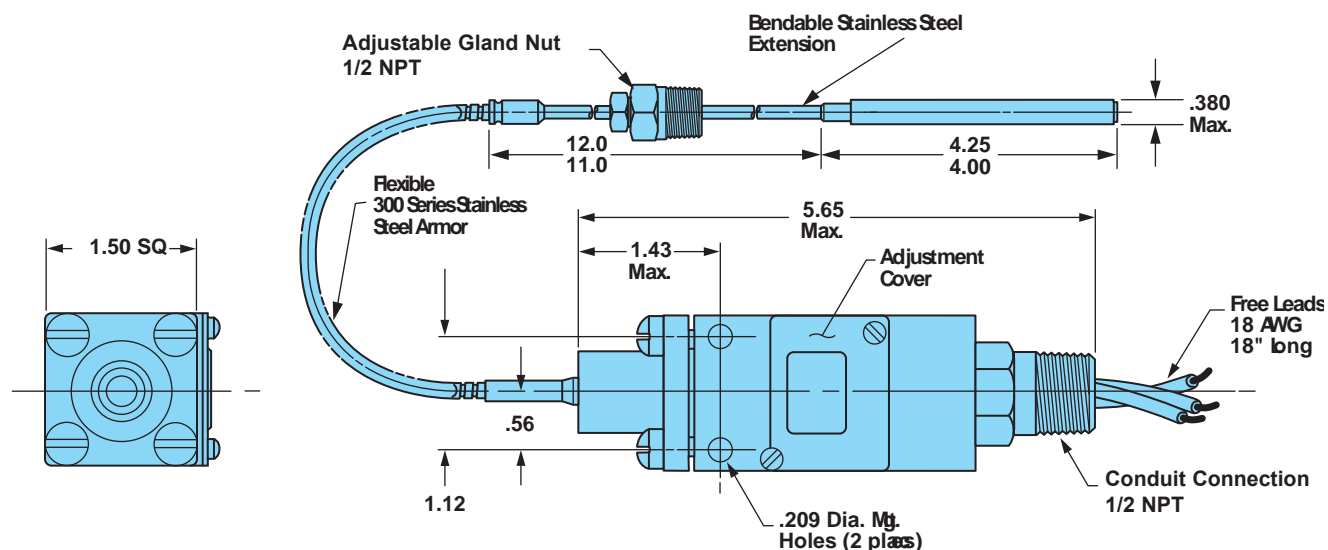
Series  
 Wetted Material  
 Adjustable Range  
 Electrical Form  
 Enclosure  
 Miscellaneous  
 Optional Capillary Length

132TC5B CC6

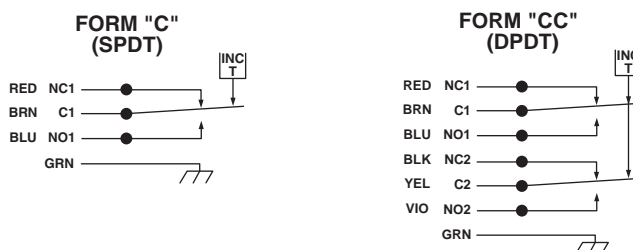
# Series 132TC Temperature Switch/Internal Adjustment

Field Adjustable  
-69°F to +655°F

## Envelope Dimensions



## Electrical Form



## Basic Principles of Design

