

Neo-Dyn® Series 115P/115PP Pressure Switch/Tamper Proof

Compact, versatile pressure switch with built to order set points. This easy to install switch features the efficient Nega-Rate® Belleville disc spring for the set and forget application.

Operating Pressure Data

Series	Fixed Set Point Range		Maximum Recommended System Pressure	Proof Pressure
	Increasing	Decreasing		
115P	2 to 70	1.5 to 64	Up to 600	Up to 1000
115PP	71 to 250	65 to 220	Up to 600	Up to 1000

All values given in psig.

Standard Specifications

Deadband (Differential)

The deadband can be selected anywhere from .5 psig or 8% (whichever is greater) to 45% of the set point

Electrical

Snap action electrical switch recognized by Underwriters' Laboratories, Inc. and CSA International

Electrical Connection

1/2 NPT male conduit connection with PVC insulated 18 AWG leads 18" long

Pressure Connection

1/4 NPT Male

Temperature Range*

Ambient: -40°F to +180°F
(-40°C to +82°C)

Media: -40°F to +300°F
(-40°C to +149°C)


*Temperature limits change with O-Ring selection

Shipping Weight

Approximately 6 ounces



Order Miscellaneous Option "D"



Weather Proof
(NEMA 4 and 13)

Ordering Sequence — Select desired option for each category

OPTIONS

Set Points

115P between 1.5 psig dec. and 70 psig inc. (.10 bar dec. to 4.8 bar inc.)
115PP between 65 psig dec. and 250 psig inc. (4.5 bar dec. to 17 bar inc.)

Wetted Material

1 Aluminum port, Teflon coated polyimide diaphragm and Buna-N O-Ring
4 316 Stainless steel port, Teflon coated polyimide diaphragm and Buna-N O-Ring

Electrical Form

C 5 amp at 125 or 250 VAC; 5 amp resistive, 3 amp inductive at 28 VDC
CC 5 amp at 125 or 250 VAC; 5 amp resistive, 3 amp inductive at 28 VDC

Enclosure

3 Meets or exceeds the requirements of NEMA Type 3, 3R, 3S, 4, 4X and 13

Miscellaneous

A Epoxy paint exterior — extra protection for severe environments
B Viton O-Ring
C EPR O-Ring
D SIL approval and marking, per IEC61508 (includes FMEA report)
M Gold electrical contacts for extremely low current applications
R 72" Electrical free leads
S Stainless steel diaphragm (115P, Wetted Material 4 only. Not available on 115PP)
W Stainless steel screws — exterior (automatically furnished with Miscellaneous Option A and Wetted Material 4)

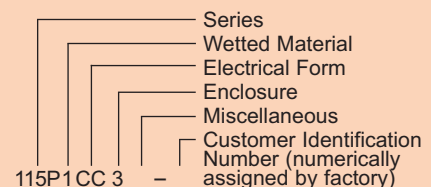
Special (Consult representative or factory)

- Pressure port per SAE AS4355E04
- Electrical connection per MS33678-10SL-3P
- Non-catalog set point, deadband and/or proof pressure
- 11 amp 125/250 VAC electrical rating
- Media temperature capability from -65°F to +350°F

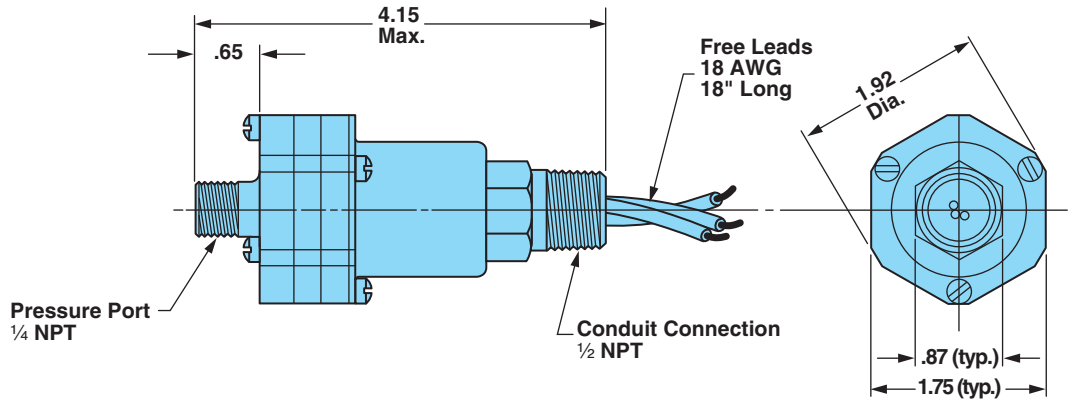
Ordering Procedure

- Specify set point, increasing or decreasing
- Specify deadband if pertinent and if not, specify as 'open'
- Specify system pressure
- Specify proof pressure
- Specify media
- Insert available option as required

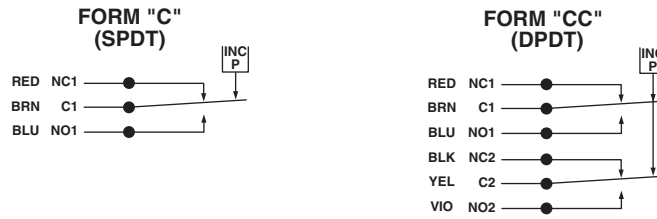
Example



Envelope Dimensions



Electrical Form



Basic Principles of Design

