

Neo-Dyn® Series 162P Differential Pressure Switch

Adjustable high pressure differential switch. Rugged construction with efficient Nega-Rate® Belleville disc spring sensing mechanism. Maintains set point at high system pressure. Available in all stainless steel construction with hermetically sealed electrical assembly for corrosive atmospheres.

Operating Pressure Data

Adjustable Range Number	Adjustable Set Point Range		Deadband (approximate)	Maximum Recommended System Pressure	Proof Pressure		
	Increasing	Decreasing			Simultaneous	High/Low	Low/High
2	6 to 50	1 to 45	5	5000	7500	2500	2500
4	20 to 90	10 to 80	10	5000	7500	2500	2500
6	30 to 200	10 to 180	20	5000	7500	2500	2500
8	180 to 350	150 to 320	30	5000	7500	2500	2500
9	325 to 1000	225 to 900	100	5000	7500	2500	2500

All values given in psid.

Standard Specifications

Electrical

Snap action electrical switch assembly listed by Underwriters' Laboratories, Inc., Factory Mutual and CSA International

Electrical Connection

½ NPT male conduit connection with PVC insulated 18 AWG, 18" long leads

Pressure Connections

¼ NPT Female

Temperature Range*

Ambient: -40°F to +180°F
(-40°C to +82°C)

Media: -40°F to +300°F
(-40°C to +149°C)

*Temperature limits change with O-Ring selection. See Electrical Assembly specification sheet for Temperature Class Ratings.

Adjustment


External ½" hex head

Note: Turn clockwise to increase set point; approximately 24 turns through range

Shipping Weight

Aluminum: Approximately 3 lbs

Stainless Steel: Approximately 7 lbs



Explosion Proof
Hermetically Sealed
(NEMA 4X, 7, 9 and 13)

Ordering Sequence — Select desired option for each category

OPTIONS

Wetted Material

- 1 Aluminum port, Teflon coated polyimide diaphragm, steel, and Buna-N O-Ring
- 4 Stainless steel ports, Teflon coated polyimide diaphragm and Buna-N O-Ring

Adjustable Range

- 2 1 psid dec. to 50 psid inc. (0.1 bar dec. to 3.4 bar inc.)
- 4 10 psid dec. to 90 psid inc. (0.7 bar dec. to 6.2 bar inc.)
- 6 10 psid dec. to 200 psid inc. (0.7 bar dec. to 13.8 bar inc.)
- 8 150 psid dec. to 350 psid inc. (10.3 bar dec. to 24.1 bar inc.)
- 9 225 psid dec. to 1000 psid inc. (15.5 bar dec. to 69.0 bar inc.)

Electrical Form

- C 11 amp, ¼ hp at 125 or 250 VAC; 5 amp resistive, 3 amp inductive at 28 VDC; .5 amp resistive at 125 VDC
- CC 11 amp, ¼ hp at 125 or 250 VAC; 5 amp resistive, 3 amp inductive at 28 VDC; .5 amp resistive at 125 VDC

Enclosure

- 6 Explosion proof, hermetically-sealed electrical assembly, leads factory sealed, P/N 057-0770 (C Form) and P/N 057-0771 (CC Form); Underwriters' Laboratories, Inc. listed (File E56677), CSA International certified (File LR34146) and Factory Mutual approved (File J.I.1R5A9.AE) for Division 1 and 2; Class I, Groups A, B, C and D; Class II, Groups E, F and G Hazardous Locations (NEMA Type 7 and 9).

Miscellaneous

- A Epoxy paint exterior — extra protection for severe environments
- B Viton O-Ring
- C EPR O-Ring
- I ¾ NPT conduit box with terminal strip (Groups C & D only, not available with N option)
- M Gold electrical contacts for extremely low current applications
- N ATEX approval with CE Mark
- R 72" Electrical free leads

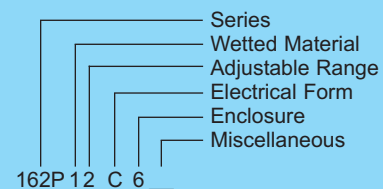
Special (Consult representative or factory)

- Non-catalog adjustable range and/or set point, deadband and proof pressure
- Chemical seals installed

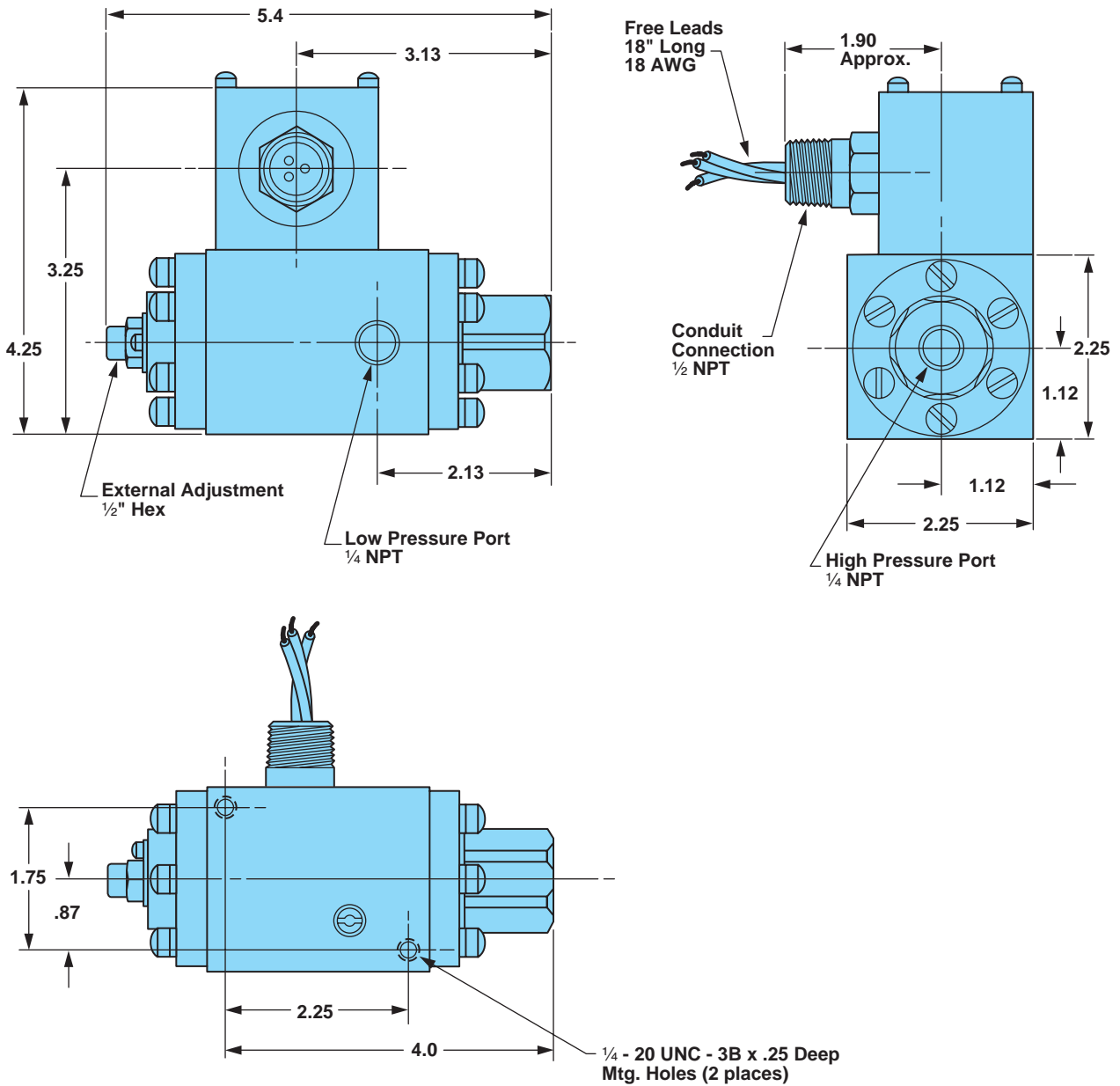
Ordering Procedure

- When factory presetting is desired, stipulate set point, increasing or decreasing, and system pressure
- Insert available option number or letter designation as required

Example



Envelope Dimensions



Electrical Form

