

# Neo-Dyn® Series 152P8 Ultra Low Differential/Pressure Switch

Ultra low adjustable pressure switch. Unique construction using efficient Nega-Rate® Belleville disc spring for stable set points and high proof pressure. Wide range of wetted materials makes this series well suited for applications that formerly required the use of diaphragm seals.

## Operating Pressure Data

Adjustable Range Number	Adjustable Set Point Range	Deadband* (approximate)	Maximum Recommended System Pressure	Proof Pressure
	Increasing			
2	2" to 100" H <sub>2</sub> O Differential	1.5" H <sub>2</sub> O	15 psig Simul. or Hi over Low 100" H <sub>2</sub> O Low over Hi	100 PSI Simul. or Hi over Low 15 PSI Low over Hi

\*Deadband 50% wider with "CC" (DPDT) and "Z" (Double Break) Electrical Forms.

## Standard Specifications

### Electrical

Snap action electrical switch recognized by Underwriters' Laboratories, Inc. and CSA International

### Electrical Connection

½ NPT female conduit connection with terminal block

### Pressure Connection

High — ½ NPT Female  
Low — ¼ NPT Female

### Temperature Range\*

Ambient: -40°F to +180°F  
(-40°C to +82°C)

Media: -50°F to +250°F  
(-46°C to +121°C)


\*Temperature limits change with O-Ring selection

### Adjustment

Concealed wrench flat adjustment with range scale

### Shipping Weight

Approximately 4 pounds



Weather Proof  
(NEMA 4 and 13)

## Ordering Sequence — Select desired option for each category

### OPTIONS

#### Adjustable Range

2 .5" H<sub>2</sub>O dec. (1.2 mbar) to 100" H<sub>2</sub>O inc. (249 mbar)

#### Electrical Form

C 15 amp at 125 or 250 VAC; ¼ hp at 125 VAC; ¼ hp at 250 VAC;  
.5 amp resistive, .04 amp inductive at 125 VDC

CC 11 amp, ¼ hp at 125 or 250 VAC; 5 amp resistive, 3 amp inductive at 28 VDC;  
.5 amp resistive at 125 VDC

Z 15 amp at 125 or 250 VAC; ¼ hp at 125 VAC; ½ hp at 250 VAC;  
1 amp resistive, .5 amp inductive at 125 VDC

#### Enclosure

3 Meets or exceeds the requirements of NEMA Type 3 3R, 3S, 4, 4X and 13

#### Miscellaneous

A Epoxy paint exterior — extra protection for severe environments

L Neon light indicator —115 VAC

M Gold electrical contacts for extremely low current applications

X CE Mark

#### Port Material

1 316 Stainless Steel High/Aluminum Low

4 316 Stainless Steel High/Low

#### Diaphragm

1 Polyimide

4 316 Stainless Steel

6 Tantalum

7 Hastelloy C

#### O-Rings

2 Kalrez

3 Viton

5 EPR

8 Buna-N

#### Special (Consult representative or factory)

■ Non-catalog adjustable range and/or set point and deadband

■ Media temperature capabilities from -65°F to 400°F

## Ordering Procedure

■ When factory presetting is desired, stipulate set point, increasing or decreasing and system pressure

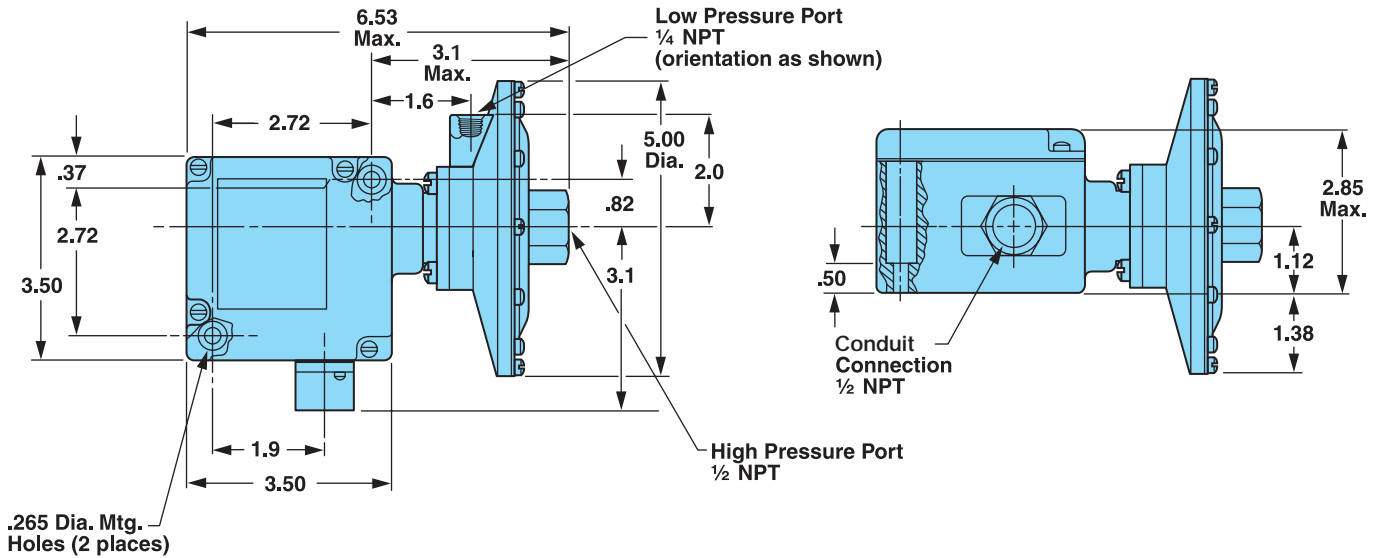
■ Insert available option number or letter designation as required

## Example

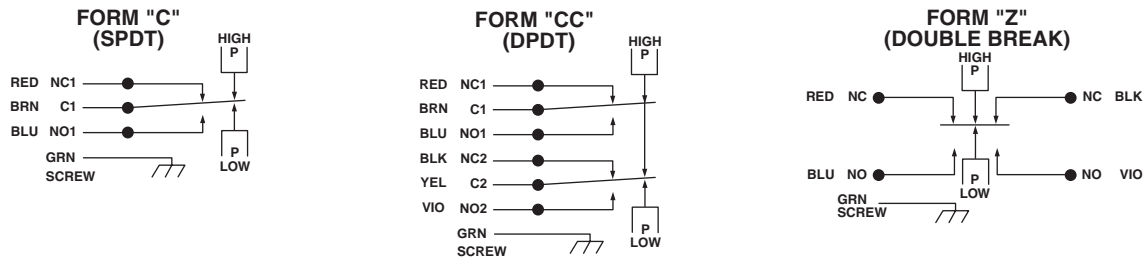
Series  
Adjustable Range  
Electrical Form  
Enclosure  
Miscellaneous  
Port Material  
Diaphragm  
O-Rings

152P 82 CC 3 \_\_ 463

## Envelope Dimensions



## Electrical Form



## Basic Principles of Design

